

UNLS

COMPACT COMPRESSION TYPE LOAD CELL



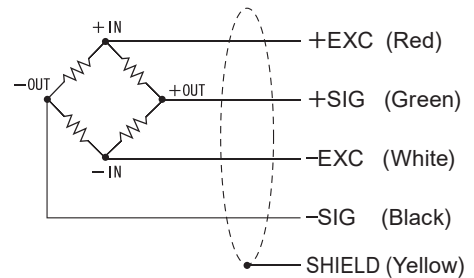
REAL SIZE



Specifications

Model	UNLS-500N, UNLS-1KN UNLS-2KN, UNLS-5KN	UNLS-500N-FG, UNLS-1KN-FG UNLS-2KN-FG, UNLS-5KN-FG
Rated capacity	500 N, 1 kN, 2 kN, 5 kN	
Rated output	Approx. 1 mV/V	
Safe overload	150% R.O.	
Zero balance	±10% R.O.	
Non-linearity	0.5% or less R.O.	1.0% or less R.O.
Hysteresis	0.3% or less R.O.	0.5% or less R.O.
Repeatability	0.1% or less R.O.	1.0% or less R.O.
Compensated temperature range	0 to +50°C	
Safe temperature range	0 to +60°C	
Temperature effect on zero	0.5% R.O./10°C or below	
Temperature effect on span	0.5% R.O./10°C or below	
Input resistance	Approx. 350 Ω	
Output resistance	Approx. 350 Ω	
Recommended excitation voltage	2.5 V	
Maximum excitation voltage	5 V	
Insulation resistance (DC 50 V)	1000 MΩ or more	
Cable	φ3 4-conductor shield cable 2 m Cable end: 5 wires	
Load cell material	Stainless steel	
RoHS directives	2011/65/EU (EU)2015/863	

Wiring diagram



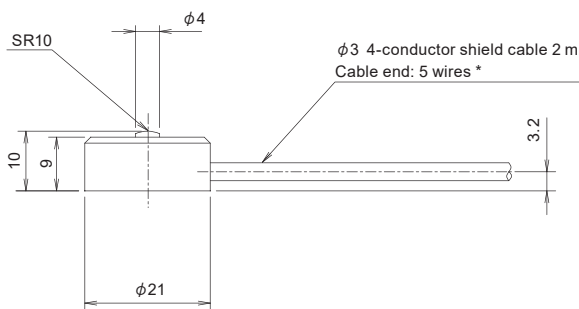
UNLS-FG

With fastening plate



External dimension

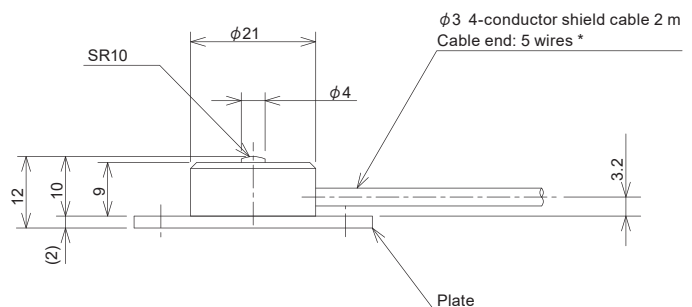
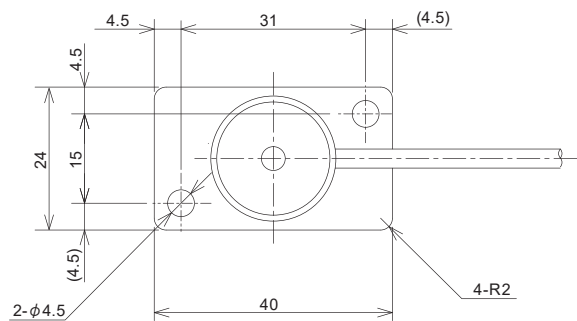
UNLS



* Connector can be attached to the cable according to your requests.

Model	Deflection at rated	Natural frequency	Weight
UNLS-500N	0.020 mm	60 kHz	20 g
UNLS-500N-FG			35 g
UNLS-1KN	0.020 mm	85 kHz	20 g
UNLS-1KN-FG			35 g
UNLS-2KN	0.025 mm	98 kHz	20 g
UNLS-2KN-FG			35 g
UNLS-5KN	0.040 mm	102 kHz	20 g
UNLS-5KN-FG			35 g

UNLS-FG



Unit: mm